
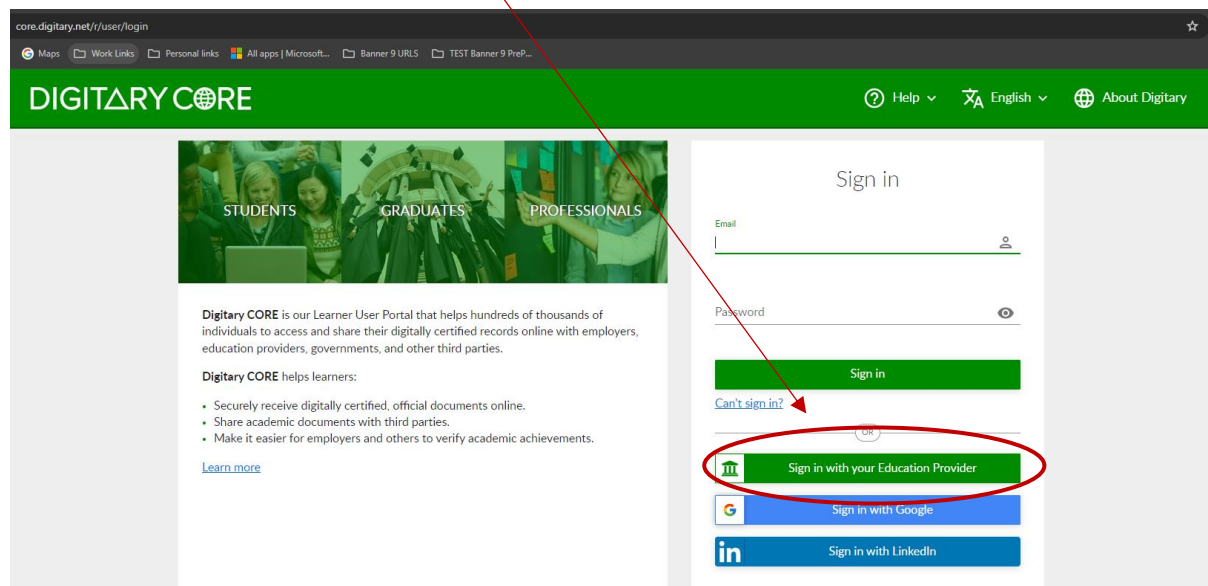


Click into Digitary Student Learner portal



Click Sign in with your Education Provider



Start typing your Institution name, and select **Technological University of the Shannon Midlands Midwest**

Use a suggested selection:

- [Technological University of the Shannon: Midlands Midwest](#)
- [Technological University of the Shannon: Midlands Midwest](#)
- [Technological University of the Shannon: Midlands Midwest](#)

Or enter your institution name

Institution

- Atlantic Technological University
- De Montfort University
- Dublin City University
- Dun Laoghaire Institute of Art Design and Technology

And click **Continue**

Or enter your institution name

Institution

Technological University of the Shannon: Midlands ...

[BACK](#) **CONTINUE**

Can't find your institution?

If your institution does not appear in the above list, this means that you won't be able to access Digitary CORE using your institution's Single Sign On service.

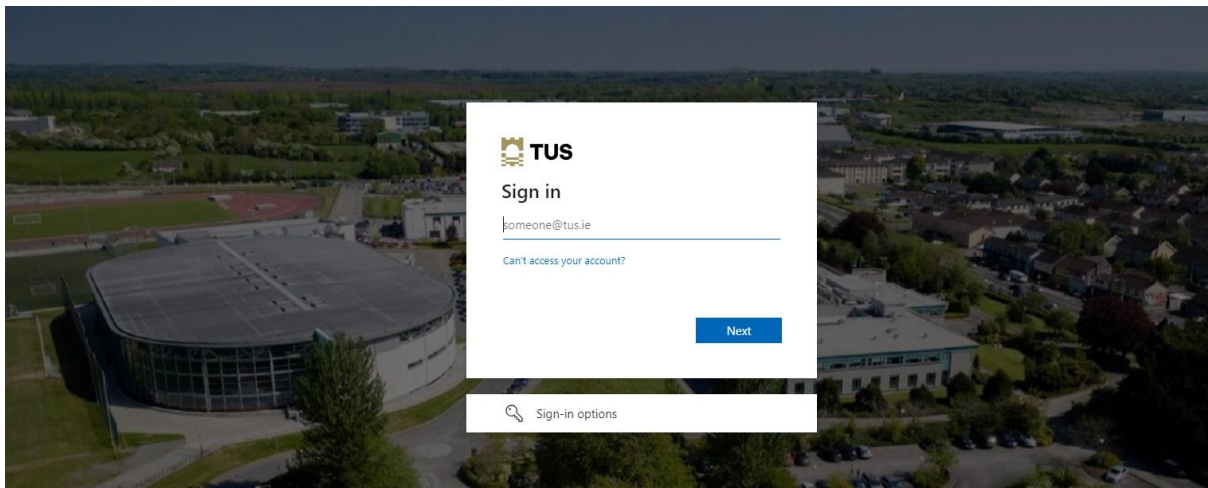
We recommend that you [sign in](#) using the same email address that you provided to your institution.

Provider sign so.

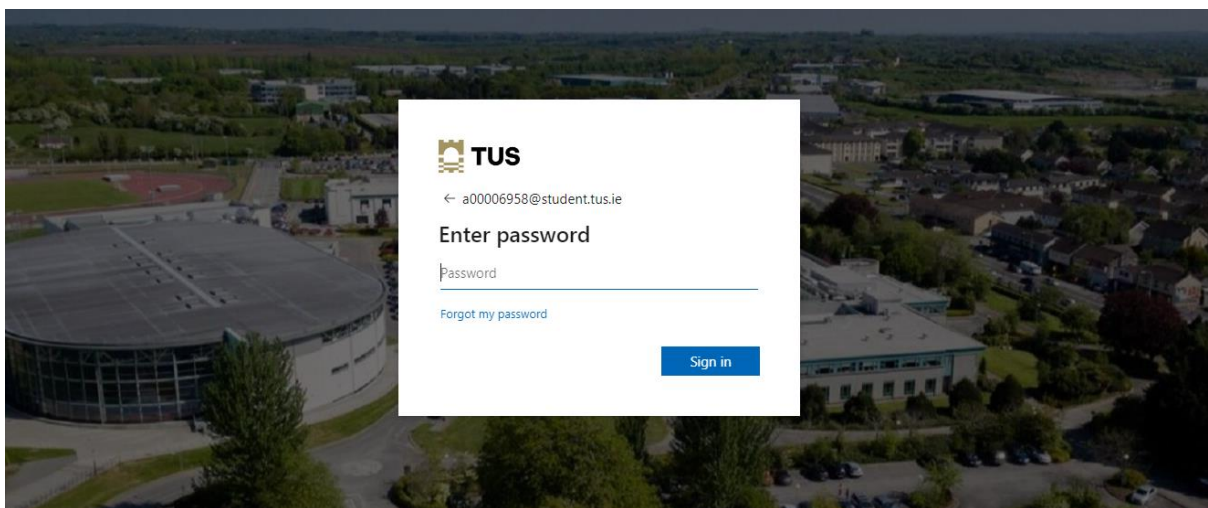
You will be valid sign in CORE account.

if you cannot

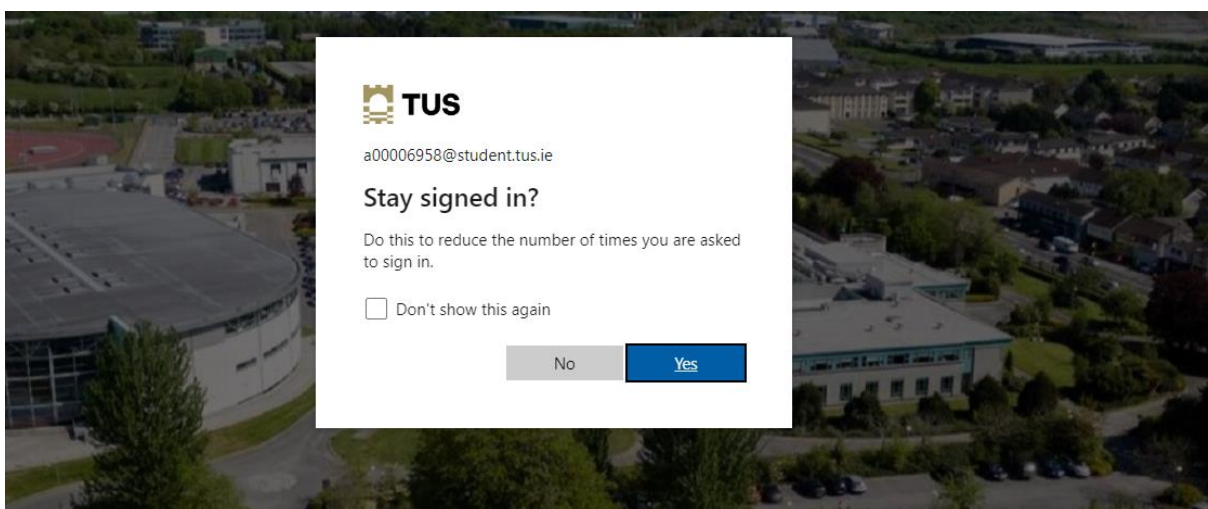
Enter your TUS student email address

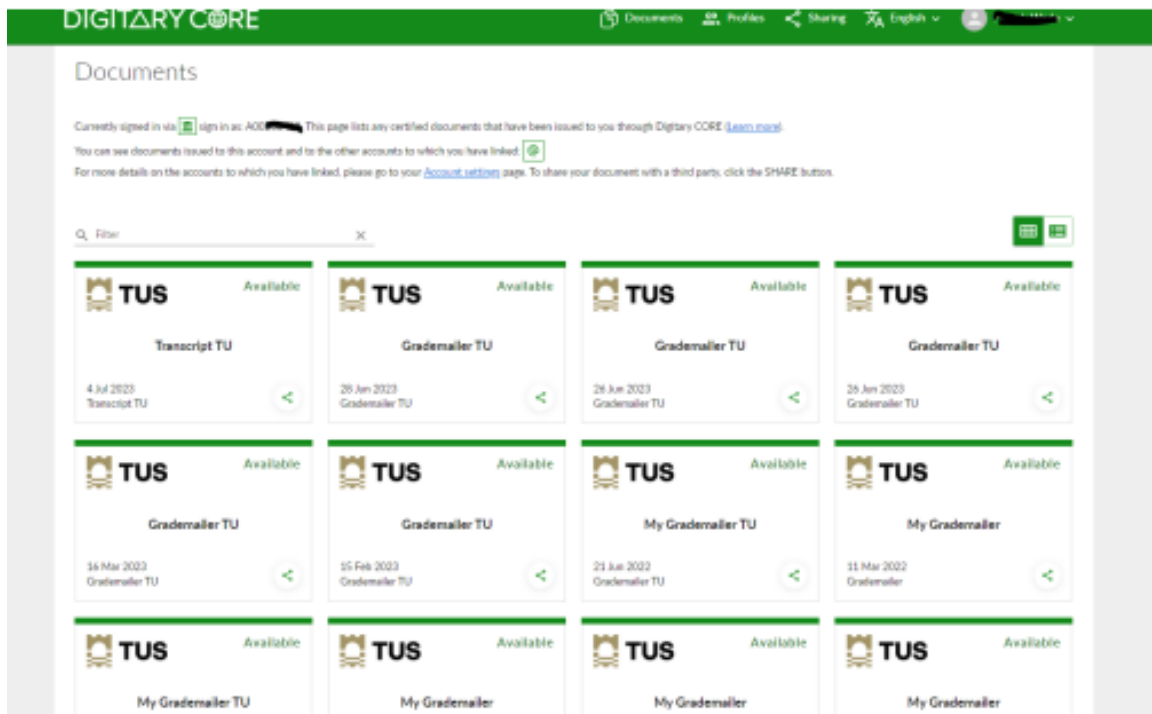


Enter your Password



At this point you may get asked to Authenticate using MFA





If you cannot see your documents please try the following

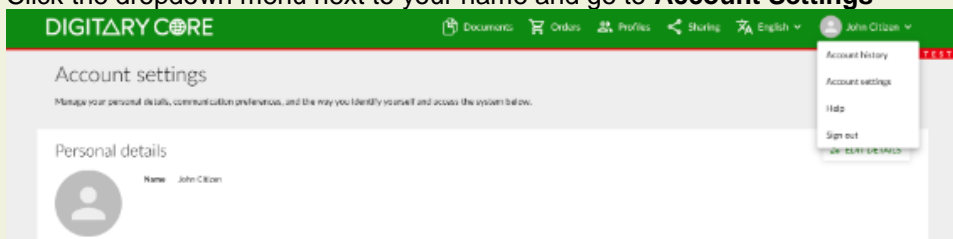
If you have used a non TUS Email to login previously you need to Link this account to your TUS Student Email so you can see all your Documents or vice versa

Digitary

How do I link my account to my education provider account?

You'll be able to do this from your **Account Settings** page.

1. Log in to Digitary CORE
2. Click the dropdown menu next to your name and go to **Account Settings**



- 3.
4. Scroll down to **Education provider accounts** and click **Link account**

Email accounts

You can sign in to your Digitary CORE account using any of the following email addresses, provided that they have been verified. The same Digitary CORE password can be used with each email.

Filter emails + × + LINK ANOTHER EMAIL CHANGE EMAIL PASSWORD

Email account	Status	Actions
john.citizen@digitary@gmail.com	Primary	Primary email cannot be removed.

Showing all of 1 email address.

Education provider accounts

LINK ACCOUNT


Account	Actions
You have not linked any education providers.	

No education providers to show.

-
-
-
-
- 5.
6. Type your education provider name and click **Continue**.

Connect education provider account ×

Institution

Technological University of the Shannon: Midlands 

[CANCEL](#) [CONTINUE](#)

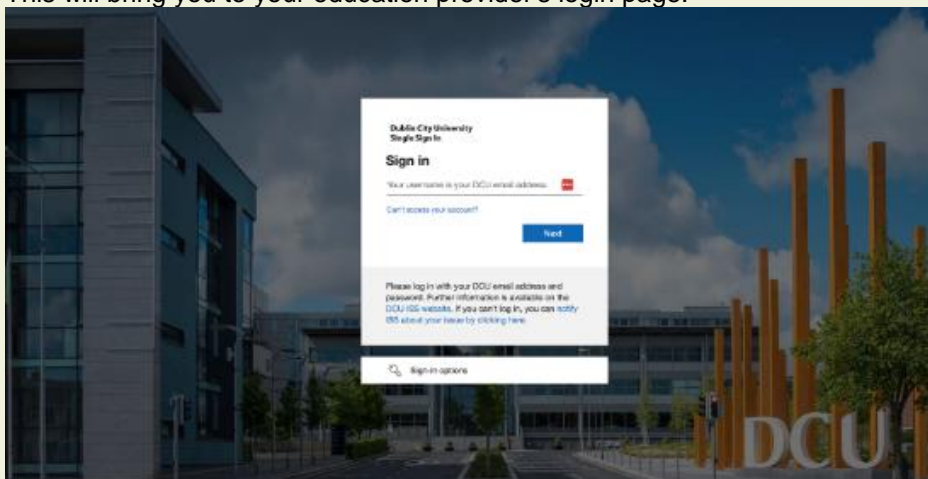
Can't find your institution?

If your institution does not appear in the above list, this means you won't be able to link your account using your institution's Single Sign On service.

We recommend linking your accounts by email using the **Link another email** button found on this page.

Please contact your institution if you are unsure of which email address to use.

-
-
-
-
-
-
7. This will bring you to your education provider's login page.



-
-
-
-
-
-
-
- 8.
9. A successful login will redirect you back to your Digitary CORE document wallet.
10. Press on Link to confirm linking the account.

Link account?

Link **Dublin City University** with your user?

If you link this identity to your account, you will be able to use it to sign in.

[CANCEL](#)

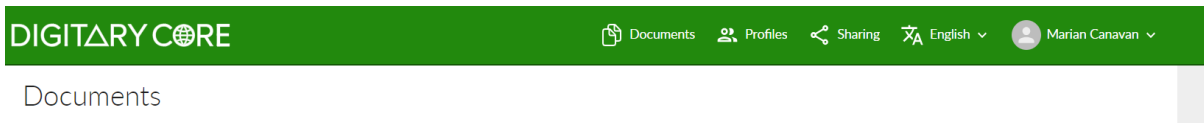
LINK

- 11.
12. Navigate to the documents page to see your documents which have been issued to your education provider identity (i.e. to your institution/university login).
13. Thereafter, you will be able to log in with your newly added education provider's account.

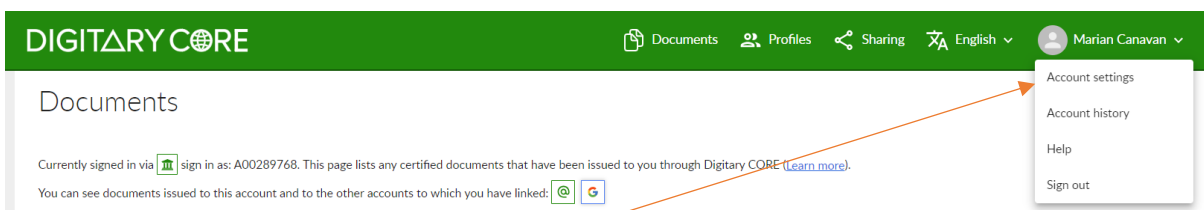
If your institution does not appear in the above list, this means you won't be able to link your account using your institution's Single Sign On service.

At this point, we recommend linking your accounts by email using the **Link Another Email** button found on the page. You will need to contact your education provider if you are unsure of which email address to use.

Trouble Shooter – If you have previously logged in with a non-TUS emails and you can't view your Documents on Digitary, you need to un-Link & relink your TUS Student Email so you can access with either Email



- (1) Click on your name.



- (2) Click on Account Settings

Email accounts

You can sign in to your Digitary CORE account using any of the following email addresses, provided that they have been verified. The same Digitary CORE password can be used with each email.

Q Filter emails X

+ LINK ANOTHER EMAIL

CHANGE EMAIL PASSWORD

(3) Ensure all relevant email addresses are linked.

Education provider accounts

Q Filter accounts X

LINKACCOUNT

Account

Actions

Technological University of the Shannon: Midlands Midwest

UNLINK

(4) Unlink the Institute and then relink it again.