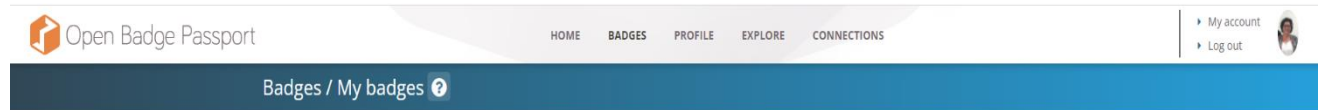


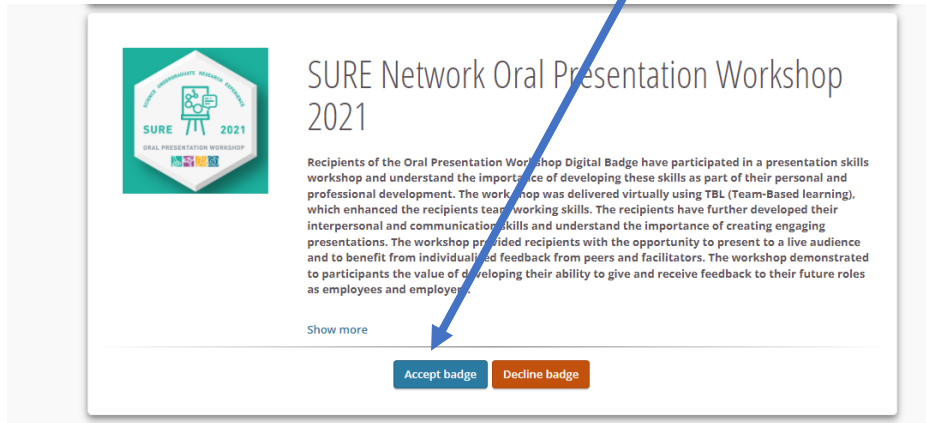
How to share your badge on Social Media



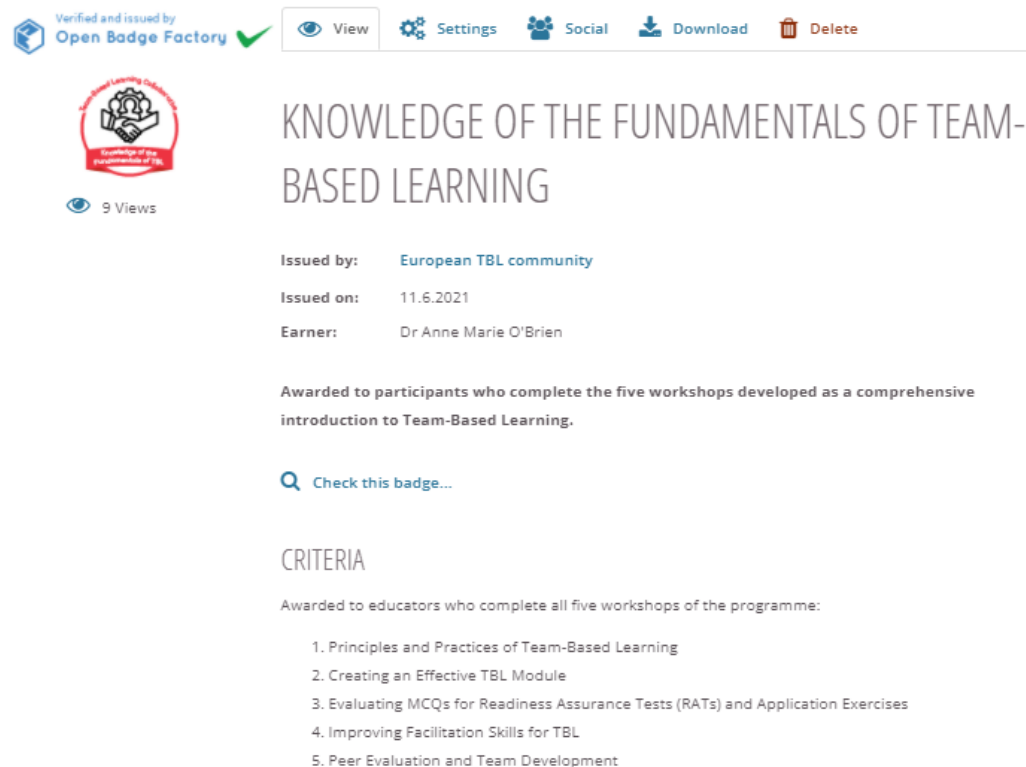
Your digital badged can be shared on a wide variety of social media sites. Let's see how to share badges with others on LinkedIn.



First go to open badge passport and accept your badge



You will be brought to this screen. Click **Social** make sure to make it visible and public



You can now choose how you want to share your badge eg Twitter, Facebook, as an embed code/link or on LinkedIn. In this instance we are choosing **LinkedIn**

Created by Anne Marie O'Brien TUS



★★★★★
Rated by one earner
0 comments

BADGE VISIBILITY

Select one of the options below to set badge visibility.

PRIVATE OPEN BADGE PASSPORT PUBLIC

- No restrictions on badge visibility.
- Social features enabled. You can see other badge recipients, write comments, receive badge congratulations etc.
- Badge can be publicly shared. Either to social media, sent as a link or embedded to a website.

Share this badge:
[Twitter] [LinkedIn] [Facebook] [Pinterest] [WordPress] Share link Embed code

USER ENDORSEMENTS : 0

Tip: You can request endorsements from other users or from external individuals and organizations via email
[Request endorsement](#)

BADGE VIEWS

0 Logged in users 9 Anonymous users 6.7.2021 Latest view

RATE THIS BADGE

RECIPIENTS: 17

You will get this message. You can add to profile

Share on LinkedIn
Make your skills, knowledge and achievements visible to your network and become discovered! Add this Open Badge to your LinkedIn Profile:
[Add to profile](#)
Add this Open Badge as an Update to Newfeed:
[Share](#)

It will now appear on your profile on LinkedIn

Mary Murphy

Licenses & certifications

Team-Based Learning Practitioner
European TBL community
Issued Aug 2021 · No Expiration Date
Credential ID OPENBADGEPASSPORT-386064
[See credential](#)

Knowledge of the Fundamentals of Team-Based Learning
European TBL community
Issued Jun 2021 · No Expiration Date
Credential ID OPENBADGEPASSPORT-373295
[See credential](#)

Creator
OBF Academy
Credential ID OPENBADGEPASSPORT-66516
[See credential](#)

MY BADGES ISSUED BADGES

Verified and issued by **Open Badge Factory** ✓

KNOWLEDGE OF THE FUNDAMENTALS OF TEAM-BASED LEARNING

Issued by: European TBL community
Issued on: 11.6.2021
Earner: Dr Anne Marie O'Brien

Awarded to participants who complete the five workshops developed as a comprehensive introduction to Team-Based Learning.

Check this badge...









CRITERIA

Awarded to educators who complete all five workshops of the programme:

1. Principles and Practices of Team-Based Learning
2. Creating an Effective TBL Module
3. Evaluating MCQs for Readiness Assurance Tests (RATs) and Application Exercises
4. Improving Facilitation Skills for TBL
5. Peer Evaluation and Team Development

IF you want to add it a specific section in your Profile follow these instructions

Add a section to your profile – be discovered for your next career step.

 Industry This helps us customize what you see on LinkedIn. Add industry	 Experience People could be looking for someone with your experience. Add position
 Summary Adding a summary is a quick and easy way to highlight your experience and interests. Add summary	 Skills Members with skills on their profile get 4 times as many profile views. Add skills
 Language This can help you find a new job, get a promotion, or transfer overseas. Add language	 Volunteering Experience 1 in 5 managers hired someone because of their volunteer experiences. Add volunteering experience
 Volunteering Opportunities Non-profit organizations could be looking for someone like you. Add volunteering opportunities	 Organizations Add more color to your professional identity to show who you are. Add organizations

Experience [+ Add position](#)

Company Name *

Title *

Location

Time Period *

Choose... Year Choose... Year I currently work here

Description

See examples

[Save](#) [Cancel](#)

[Add position](#)

3. After filling out the 'Experience' section with details of your work, you will get something like this:

Experience

TBL Practitioner actively facilitating classes through Team Based learning

Add Media: [Document](#) [Photo](#) [Link](#) [Video](#) [Presentation](#)

[Add position](#)

Under 'Add Media', click the 'Link' button. A box, allowing you to enter a URL will show up.

Experience [+ Add position](#)

I have worked in Academia for the past 15 years and have recently started to use TBL as a way to engage and encourage active learning, team work and collaboration

Add Media: [Document](#) [Photo](#) [Link](#) [Video](#) [Presentation](#)

Add to Position: [Student Leader at NUI Galway C&I](#)

Supported Providers

[Continue](#) [Cancel](#)


[Add position](#)

4. Add the link from the Open Badge Passport website.

Publish and share Show your name [Done](#)

[Twitter](#) [iOS](#) [Share](#) [Print](#) [Link](#) [Embed code](#)

You can personalise this message if you wish.



Title: Knowledge of the Fundamentals of Team-Based Learning

Description: Awarded to participants who complete the five workshops developed as a comprehensive introduction to Team-Based

[Add position](#)

Now you can proudly display you badge on LinkedIn

Created by Anne Marie O'Brien TUS